



David Millington 21 Jul 2020

RAD Studio 10.4 patch 2 was released yesterday, but installing has some manual steps. Here's how to do it.

10.4 Patch 2 ([see Marco's blog post](#)) solves 51 issues, in areas including debugging instability, Delphi code completion, the IDE, the Delphi compiler, C++ Android exception handling, and more. Unlike normal patches, it requires some manual installation steps -- installing the patch from GetIt only downloads, it does not install. Here's a visual guide on the full patch #2 installation process.

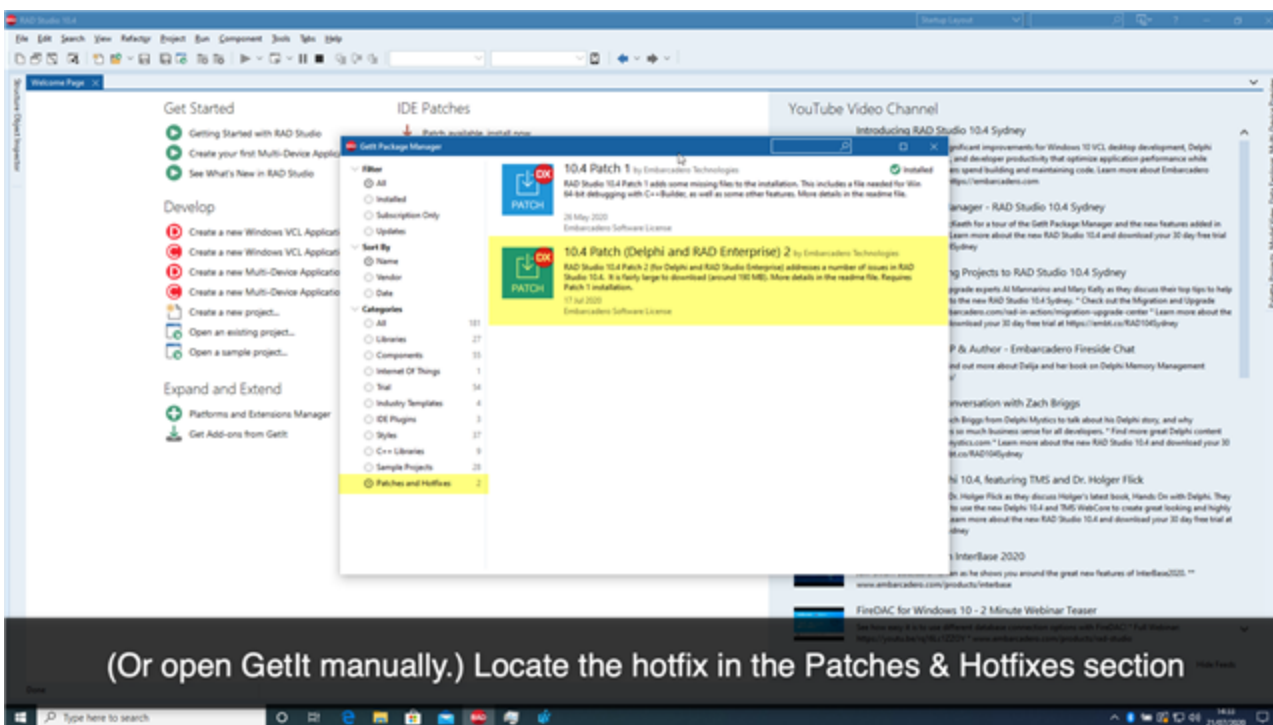
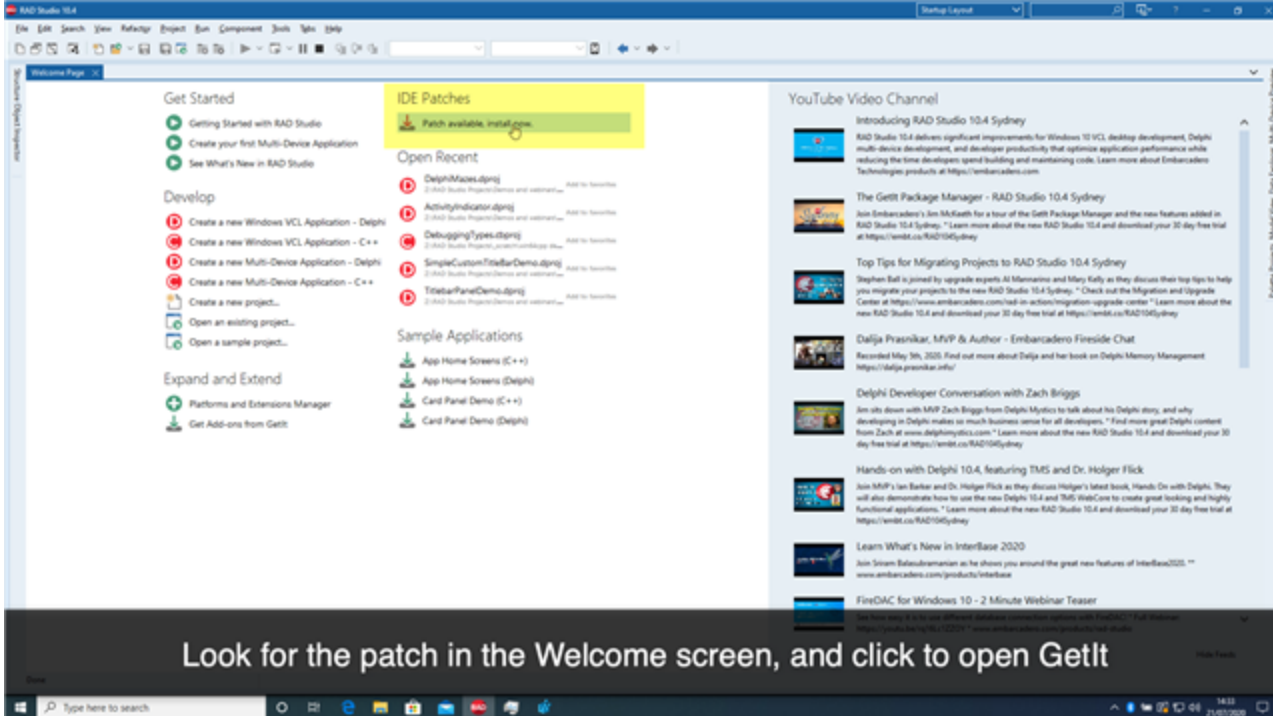
Installing 10.4 patch 2 took me three and a half minutes (3:38, so eight seconds more, if you're counting!)

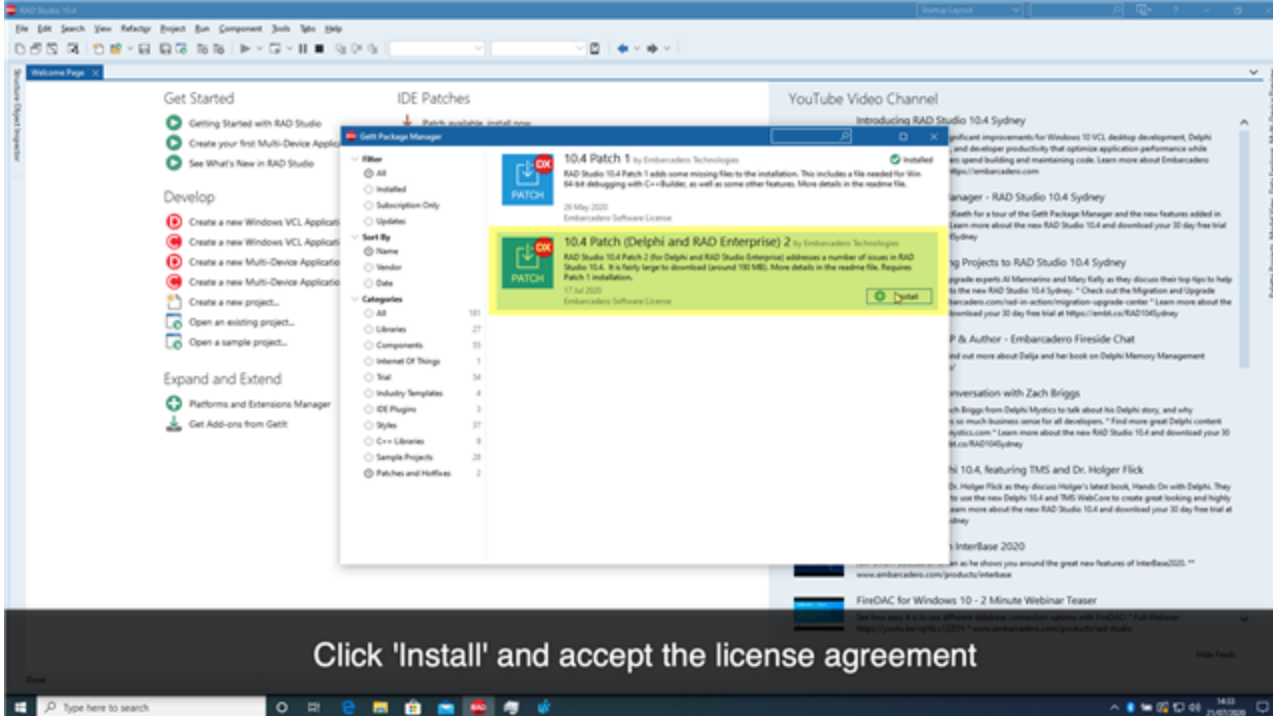
Video Guide

0:00 / 1:51

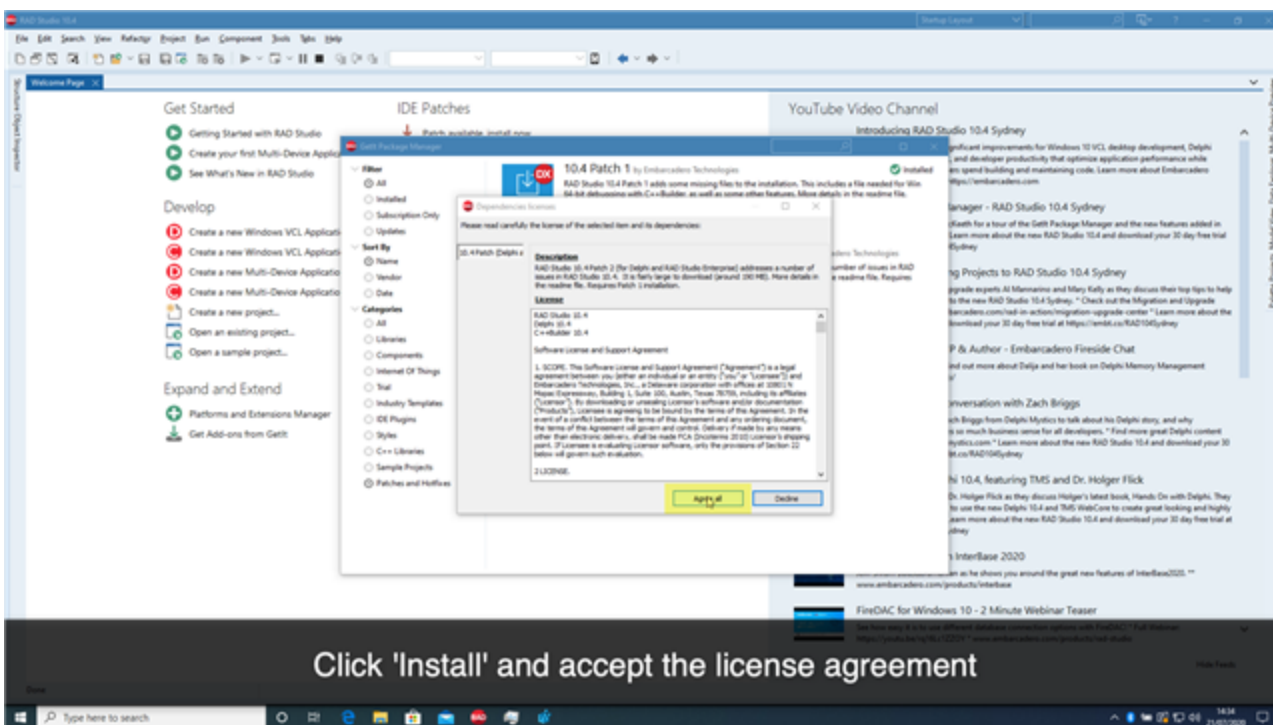
Step By Step

1. Download the patch through GetIt

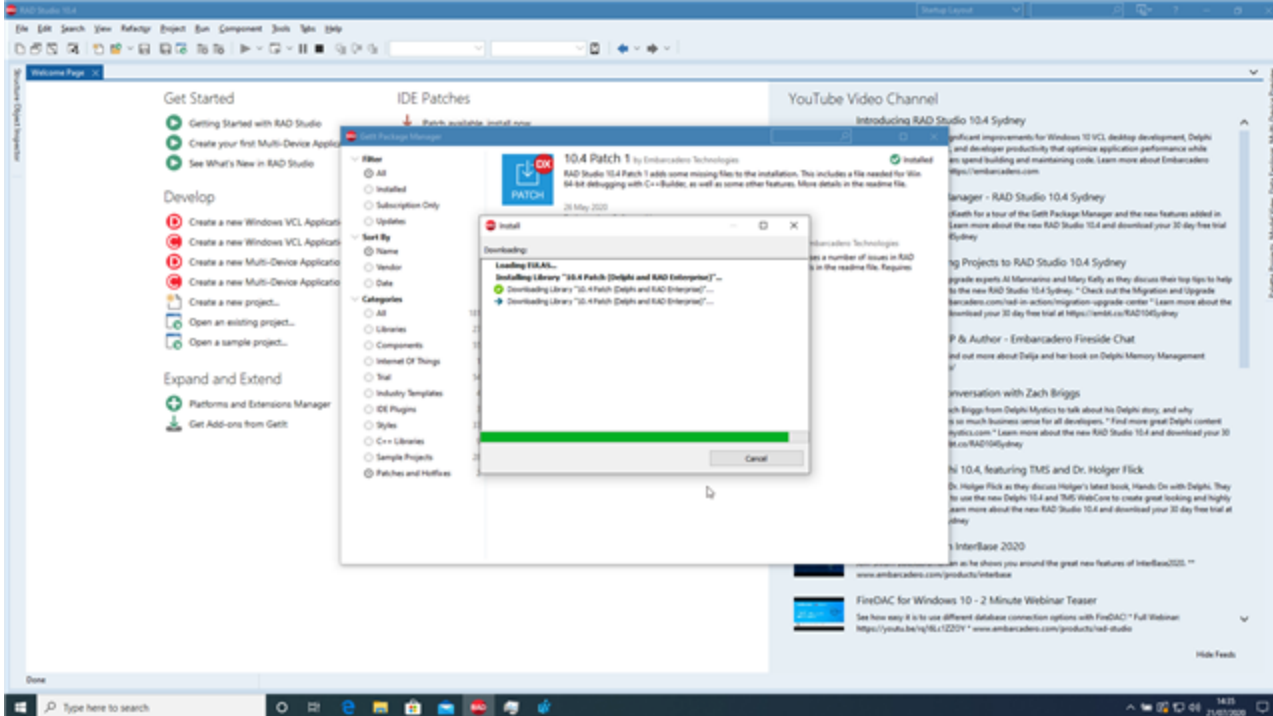




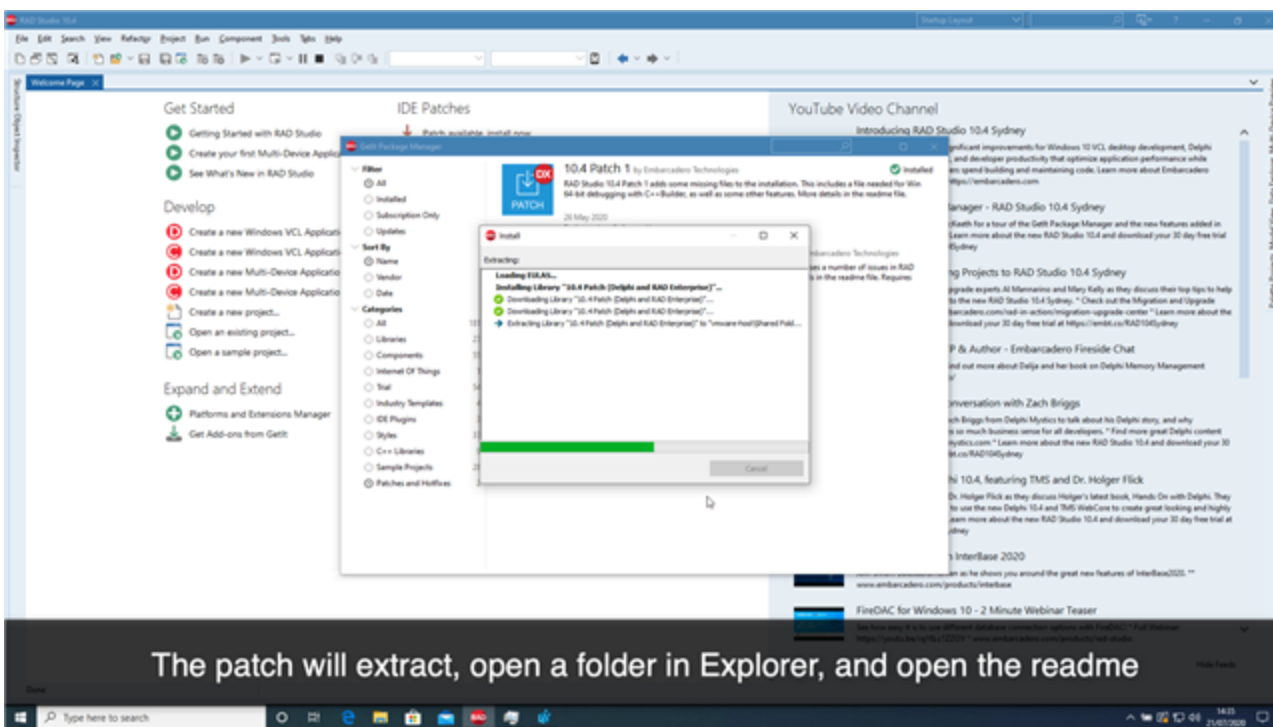
Click 'Install' and accept the license agreement

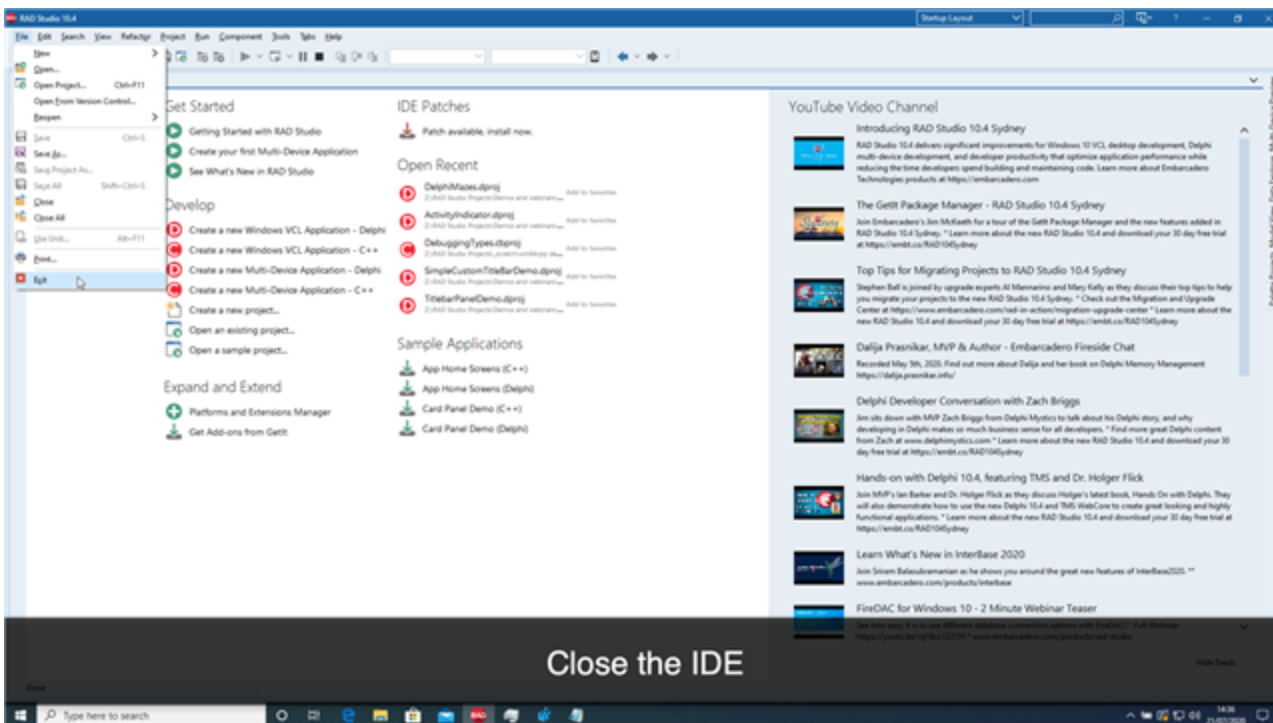
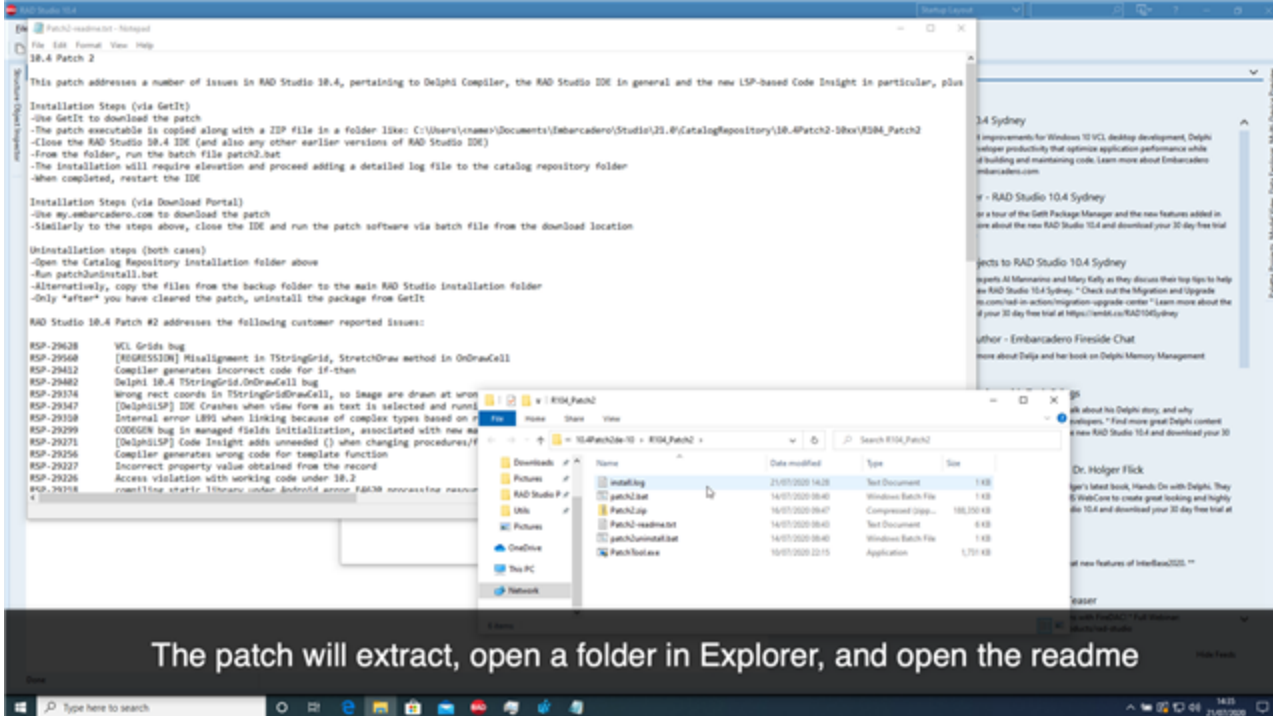


Click 'Install' and accept the license agreement



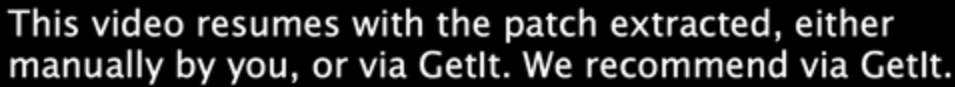
Downloading... this took 1:20 for me but will depend on your internet speed.



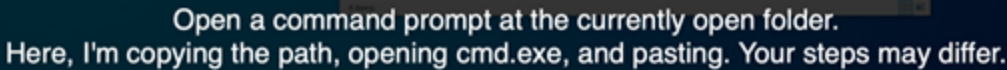


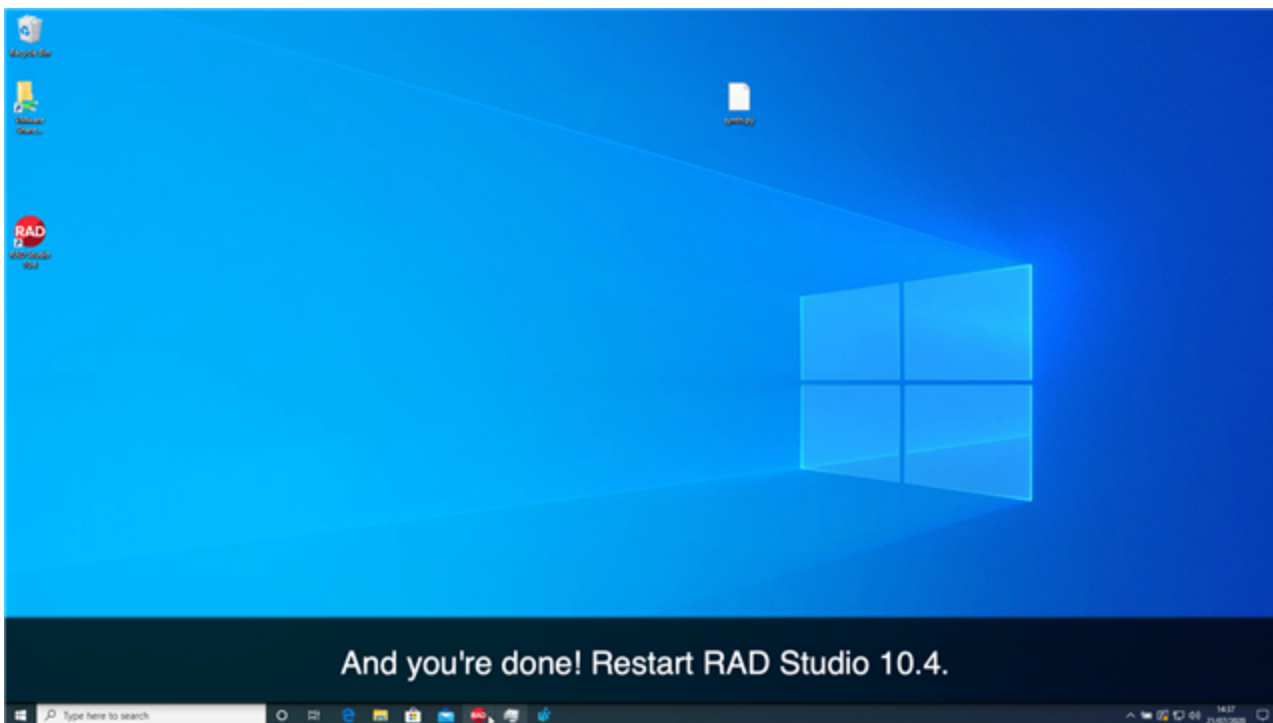
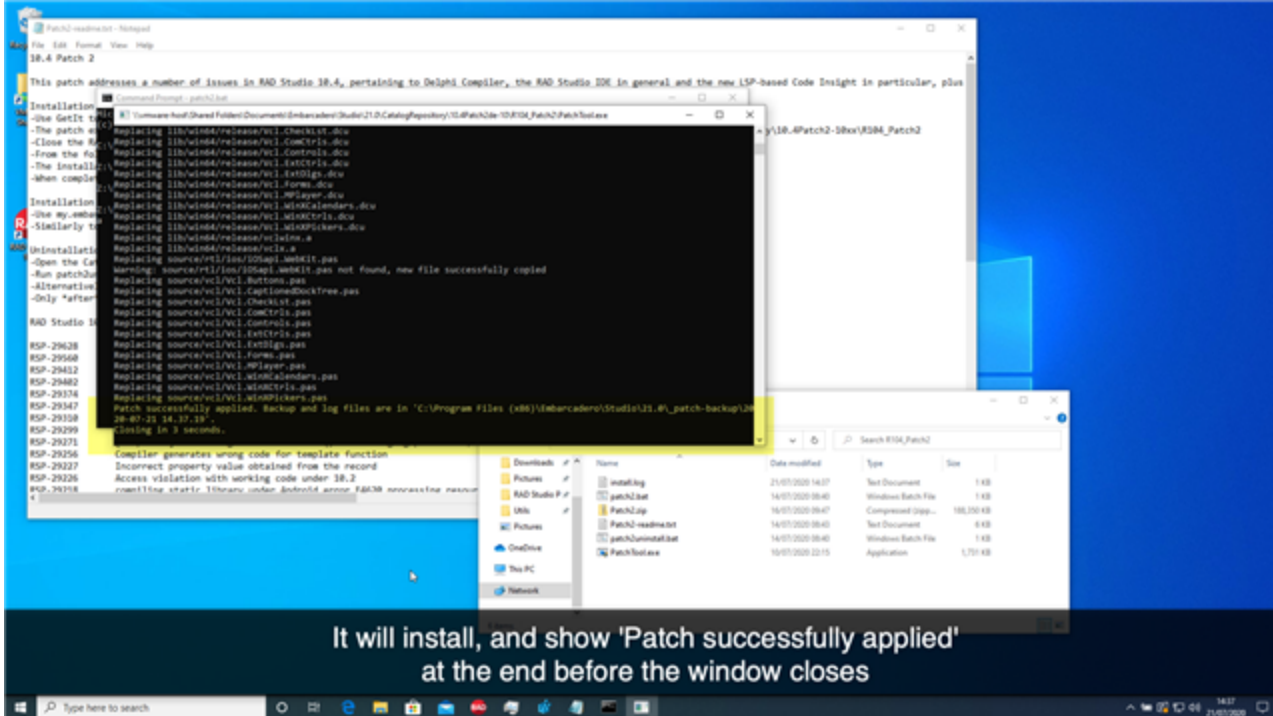
Issues?

1. Go to my.embarcadero.com
2. Log in with your EDN account details
3. Download and extract the patch manually.



I do this from a separate command prompt, because running the batch file from Explorer does not prompt me for UAC and run the installer. Note my paths will be different to yours, because I use a VM (you're likely to have your Documents folder on C:, not on Z: as in these screenshots.)





Verification

If you want to verify the patch installed correctly, open your RAD Studio installation \bin folder, and located getit270.bpl. It should have a modified data of July 2020, while most other files are May.

Reduce development time and get to market faster with RAD Studio, Delphi, or C++Builder. Design. Code. Compile. Deploy.



David Millington [8 days ago in reply to Tomasz L9318](#) +1

Yes - we planned for it to include that fix, but realised today it did not. We now plan to have a third hotfix very soon. Stay...



Tomasz L9318 [8 days ago](#)

Hello, im afraid that this patch is still not solve issue with catch exception on Android using c++, i have to repleace librtlhelper.a with thouse provide on quality central. Application on android is closing wythout any information on exception, when replace librtlhelper.a works fine.



David Millington [8 days ago in reply to Tomasz L9318](#)

Yes - we planned for it to include that fix, but realised today it did not. We now plan to have a third hotfix very soon. Stay tuned!



Richard M7256 [8 days ago](#)

Would love to know how this works for you: I've tried to install 10.4 Patch 2 through Get-it but after downloading, it says the file is corrupt. I've tried manually downloading from the Embarcadero portal and when extracting it also says it's corrupt (and the same MD5 hash is displayed as in Get-it - which is different to the expected hash displayed on the portal). I've tried manually downloading in different browsers with the browser's built-in downloader as well with a 3rd party download manager - all download the exact same corrupt file (oh, and I've tried my work and home computers). I've messaged Embarcadero on Twitter, but no reply - I guess it's just a "post-only" account. I've logged it with support and am waiting for someone to get back to me. The MD5 is supposed to be bd1d0c027975d6aca88aea1fa5992b88 (according to the portal) but Get-It shows the MD5 as b062a9cdc3af991c8303d83412428a63 (which is identical to when I check the manually-downloaded zip file, too).



Richard M7256 [8 days ago in reply to Richard M7256](#)

A friend on the far side of of Australia just downloaded this and it worked: I have no idea why I couldn't download it directly from two different computers (different server in a farm with a corrupt file, or some strange ISP caching?) Anyway, it works now.



David Millington [7 days ago in reply to Richard M7256](#)

Glad it's working! We've heard of issues like that before with files, always occasional. We use a CDN that mirrors around the world, and sometimes it or the ISP may have issues. Good to know it's solved.



Richard M7256 [2 days ago in reply to David Millington](#)

Thanks for your reply, David. Btw, is there a way to turn off the notification for Patch 2 (now that I've manually installed it), from the GetIt manager? I check it installed by verifying the date on the getit270.bpl file, as you mentioned above.



Richard M7256 [2 days ago in reply to Richard M7256](#)

*checked



David Millington [1 day ago in reply to Richard M7256](#)

The Welcome page refers to GetIt, and GetIt will say if it was downloaded. If you manually downloaded it, then GetIt will think you haven't.

One thing you could try is to download via GetIt and then just not continue with the manual installation. That will be enough to trick it.



Richard M7256 *1 day ago in reply to [David Millington](#)*

Would that I could, but GetIt fails at the end of the download (when it verifies the hash) - but never mind. Hopefully there will be a Patch 3 soon seeing as there are still issues with the IDE and Debugging.